

# ALICE IN KALAMAZOO COUNTY

## 2019 Point-in-Time Data

**Population:** 265,066 • **Number of Households:** 103,196

**Median Household Income:** \$56,441 (state average: \$59,584)

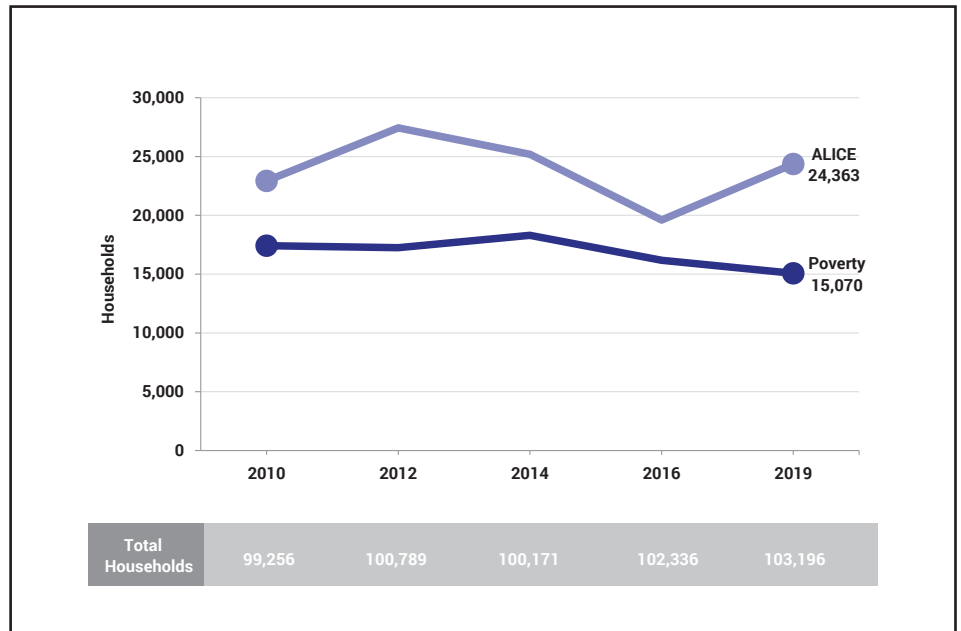
**Unemployment Rate:** 4.7% (state average: 5.0%)

**ALICE Households:** 24% (state average: 25%) • **Households in Poverty:** 15% (state average: 13%)

## How has the number of ALICE households changed over time?

ALICE is an acronym for Asset Limited, Income Constrained, Employed – households that earn more than the Federal Poverty Level, but less than the basic cost of living for the county (the ALICE Threshold). While conditions improved for some households between 2010 and 2019, many continued to struggle, especially as wages failed to keep pace with the cost of household essentials (housing, child care, food, transportation, health care, and a basic smartphone plan).

## Households by Income, Kalamazoo County, 2010 to 2019

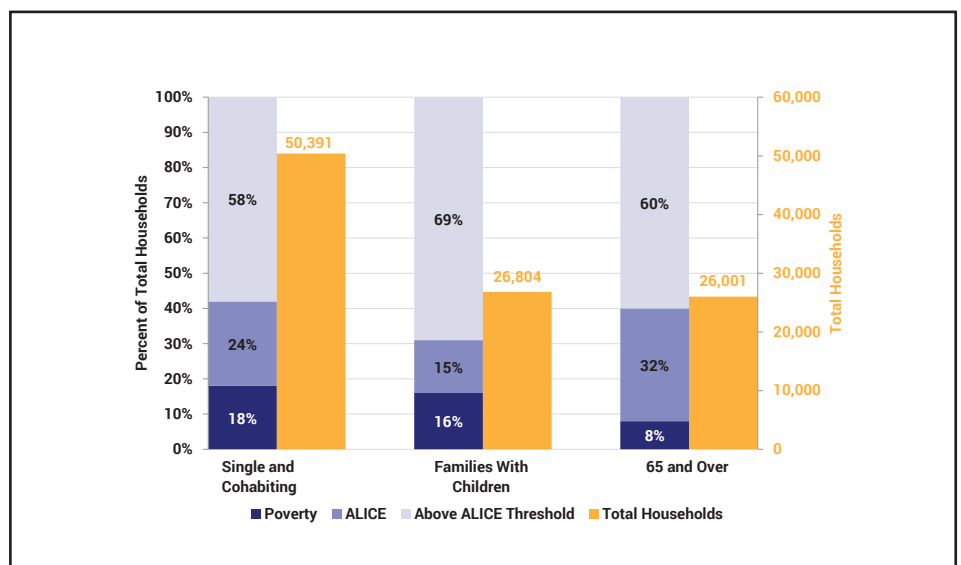


Sources: ALICE Threshold, 2010-2019; American Community Survey, 2010-2019

## What types of households are struggling?

In the past few decades, there have been major shifts in household composition. The share of American adults who have never been married is at a historic high, as is the number of senior households. There is also a growing number of people who live alone or with roommates, and an increasing share of grown children who live with their parents. Yet all types of households continue to struggle: ALICE and poverty-level households exist across all of these living arrangements.

## Household Income by Household Type, Kalamazoo County, 2019



Sources: ALICE Threshold, 2019; American Community Survey, 2019

# Why do so many households struggle?

## The cost of household basics outpaces wages...

The Household Survival Budget reflects the bare minimum cost to live and work in the modern economy and includes housing, child care, food, transportation, health care, technology (a smartphone plan), and taxes. It does not include savings for emergencies or future goals like college or retirement. In 2019, household costs were well above the Federal Poverty Level of \$12,490 for a single adult and \$25,750 for a family of four.

Household Survival Budget, Kalamazoo County, 2019		
	SINGLE ADULT	2 ADULTS, 1 INFANT, 1 PRESCHOOLER
<b>Monthly Costs</b>		
Housing	\$621	\$916
Child Care	\$-	\$1,381
Food	\$258	\$784
Transportation	\$457	\$929
Health Care	\$189	\$569
Technology	\$55	\$75
Miscellaneous	\$186	\$537
Taxes	\$284	\$714
<b>Monthly Total</b>	<b>\$2,050</b>	<b>\$5,905</b>
<b>ANNUAL TOTAL</b>	<b>\$24,600</b>	<b>\$70,860</b>
<b>Hourly Wage*</b>	<b>\$12.30</b>	<b>\$35.43</b>

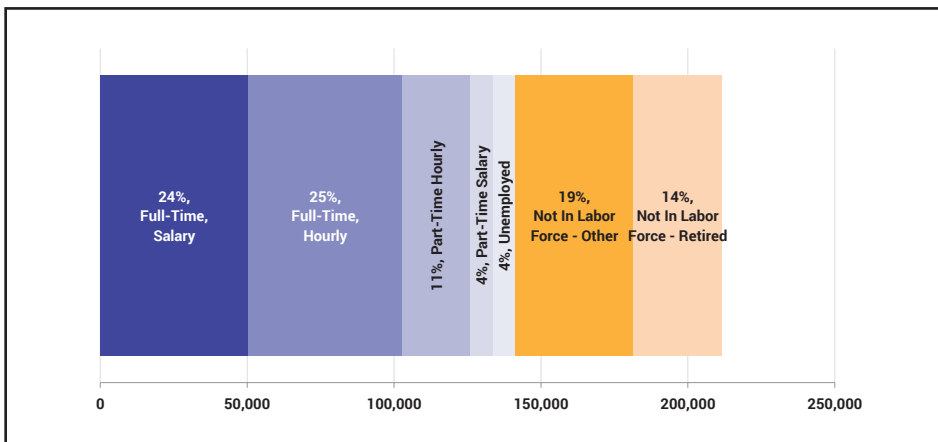
\* Wage working full-time required to support this budget

For ALICE Survival Budget Sources, see the 2020-21 Methodology Overview available at [UnitedForALICE.org/Methodology](https://www.unitedforalice.org/methodology)

## ...and the labor landscape is challenging for ALICE workers

A breakdown of the labor force shows a small portion of adults (16 years and older) who were unemployed and a large number who were working. However, a significant portion of full- and part-time workers were paid by the hour; these workers were more likely to have fluctuations in income and less likely to receive benefits. There was also a high number of workers outside of the labor force (people who are not employed and not looking for work), which helped keep wages low: When more workers are available, employers have less incentive to raise wages to attract employees.

## Labor Status, Population 16 and Over, Kalamazoo County, 2019



Note: Data for full- and part-time jobs is only available at the national level; these national rates (49% of full-time workers and 73% of part-time workers paid hourly) have been applied to the total county workforce to calculate the breakdown shown in this figure. Full-time represents a minimum of 35 hours per week at one or more jobs for 48 weeks per year.

Sources: American Community Survey, 2019; Federal Reserve Bank of St. Louis, 2019

Kalamazoo County, 2019		
Town	Total HH	% ALICE & Poverty
Alamo Township	1,500	29%
Brady Township	1,673	18%
Charleston Township	730	25%
Climax Township	960	31%
Comstock Charter Township	6,200	35%
Cooper Charter Township	4,044	29%
Galesburg City	836	64%
Kalamazoo Charter Township	9,025	40%
Kalamazoo City	29,007	53%
Oshtemo Charter Township	10,273	44%
Parchment City	816	44%
Pavilion Township	2,550	37%
Portage City	19,984	33%
Prairie Ronde Township	853	14%
Richland Township	3,179	26%
Ross Township	1,995	22%
Schoolcraft Township	3,461	33%
Texas Charter Township	5,879	14%
Wakeshma Township	480	39%

Note: Municipal-level data on this page is for County Subdivisions. Municipal-level data relies on 5-year averages and is not available for the smallest towns. Since there are missing geographies, totals will not match county-level numbers.